

## Specification



<b>Cells Per Unit</b>	6
<b>Voltage Per Unit</b>	12 V
<b>Nominal Capacity</b>	102Ah@10hour-rate to 1.75V per cell @25°C
<b>Weight</b>	Approx. 31 Kg (Tolerance±3.0%)
<b>Internal Resistance</b>	Approx. 3.6 mΩ
<b>Terminal</b>	F12(M8)
<b>Max. Discharge Current</b>	1000A (5 sec)
<b>Short Circuit Current</b>	2100A
<b>Design Life</b>	10 years (Float charging)
<b>Max. Charging Current</b>	30.0 A
<b>Reference Capacity</b>	C3 74.6AH C5 90.5AH C10 102.0AH C20 110.0AH
<b>Standby Use Voltage</b>	13.6 V~13.8 V @ 25°C Temperature Compensation: -3mV/°C/Cell
<b>Cycle Use Voltage</b>	14.6 V~14.8 V @ 25°C Temperature Compensation: -4mV/°C/Cell
<b>Operating Temperature Range</b>	Discharge: -20°C~60°C Charge: 0°C~50°C Storage: -20°C~60°C
<b>Normal Operating Temperature Range</b>	25°C ±5°C
<b>Self Discharge</b>	Agr Valve Regulated Lead Acid (VRLA) batteries can be stored for up to 8 months at 25°C and then recharging is recommended. Monthly Self-discharge ratio is less than 3% at 25°C Please charge batteries before using.
<b>Container Material</b>	A.B.S. UL94-HB, UL94-V0 Optional.

Agromot Deep Cycle Gel batteries are designed for maintenance-free usage and produced for high performance and trouble-free charge and discharges thanks to its Dry Battery Technology. Provides wide product range for power charge. Particular usage areas;

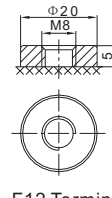
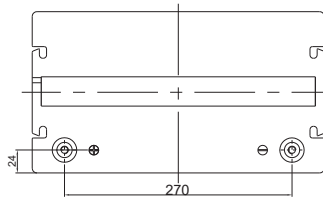
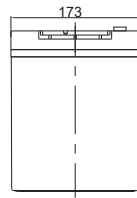
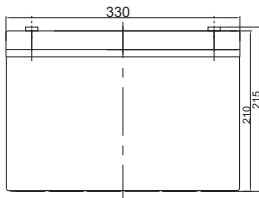
- \*Motorhome, Caravan, Tiny and Wooden House
- \*Marine yachts and boats
- \*Solar powered home and workplace systems
- \*Telecommunication infrastructure networks
- \*UPS storage systems

As a result of long time experience and know-how of AGROMOT in deep discharge agm battery systems and excellent engineering technology;

- \*Strong Polypropylene casing
- \*Impregnated AGM separators providing maximum reach by Deep cycle and instantaneous current draw
- \*Controllable process calibration

provide AGROMOT to sustain among the companies in the World market for many years long in terms of quality.

## Dimensions



Length	330mm±2mm (13 inches)
Width	173±2mm (6.81inches)
Height	210±2mm (8.27 inches)
Total Height	215±2mm (8.46 inches)
Terminal Value	M8 10~12 N*m
Unit:	mm

F12 Terminal

### Constant Current Discharge Characteristics : A (25°C)

F. V/Time	10MIN	15MIN	30MIN	1HR	2HR	3HR	4HR	5HR	8HR	10HR	20HR
1.60V	238.0	195.7	124.1	81.1	56.4	38.2	27.2	24.1	15.8	10.5	5.54
1.65V	223.5	185.1	120.0	79.0	45.2	37.3	26.6	23.4	15.6	10.4	5.53
1.70V	198.0	174.6	115.5	67.1	44.1	36.6	26.0	22.9	15.4	10.3	5.52
1.75V	182.9	163.9	111.3	65.1	42.9	35.8	25.4	22.4	15.2	10.2	5.50
1.80V	167.4	153.9	107.3	62.9	41.7	35.0	24.9	22.0	15.0	10.0	5.48
1.85V	144.5	130.8	95.2	57.4	39.1	33.1	23.5	21.9	14.3	9.42	5.46

### Constant Power Discharge Characteristics : WPC (25°C)

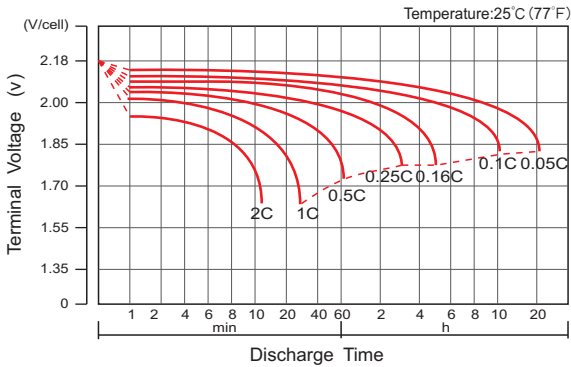
F. V/Time	10MIN	15MIN	30MIN	1HR	2HR	3HR	4HR	5HR	8HR	10HR	20HR
1.60V	2385	1896	1325	876	602	486	341	295	185	135	76
1.65V	2269	1824	1275	865	589	480	330	286	182	130	75
1.70V	2187	1768	1203	849	576	467	326	272	180	128	73
1.75V	1989	1698	1200	826	570	456	317	268	176	125	72
1.80V	1876	1520	1175	798	562	432	315	265	171	121	71
1.85V	1798	1453	1127	754	556	402	312	240	149	118	65

(Note) The above characteristics data are average values obtained within three charge/discharge cycle not the minimum values. The battery must be fully charged before the capacity test. The C<sub>10</sub> should reach 95% after the first cycle and 100% after the third cycle.

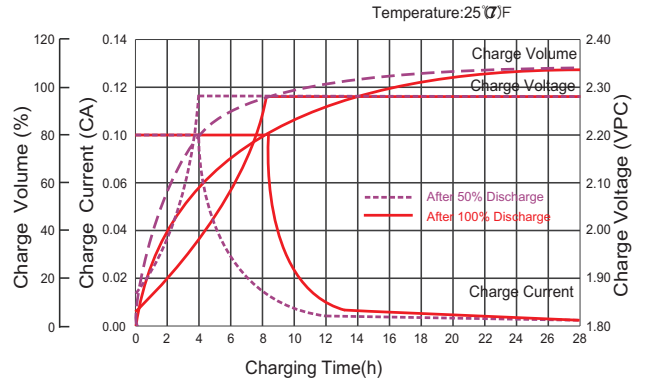
# 12 V 100 AH DEEP CYCLE GEL BATTERY

Nano Carbon Valve Regulated Lead Acid

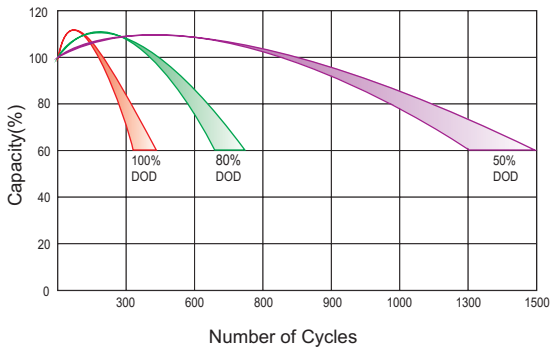
## Discharge Characteristics Curve



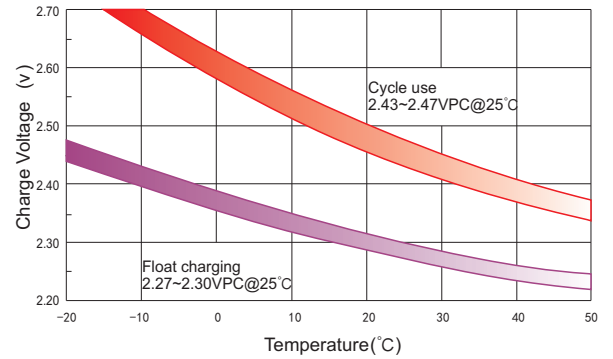
## Charge Characteristic Curve For Standby Use



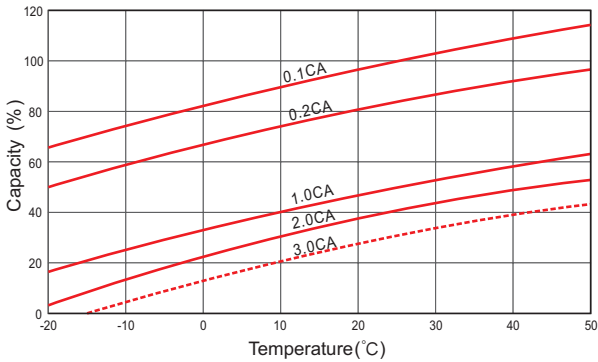
## Cycle Life In Relation To Depth Of Discharge



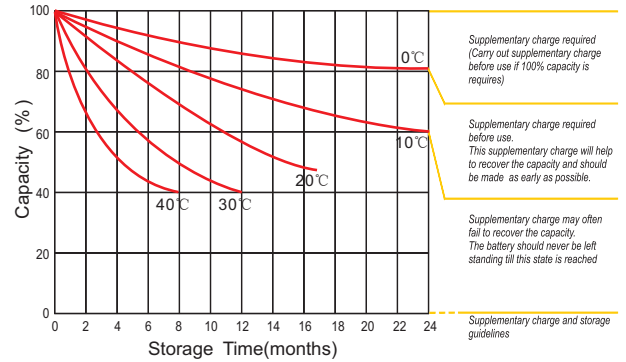
## Relationship Between Charging Voltage And Temperature



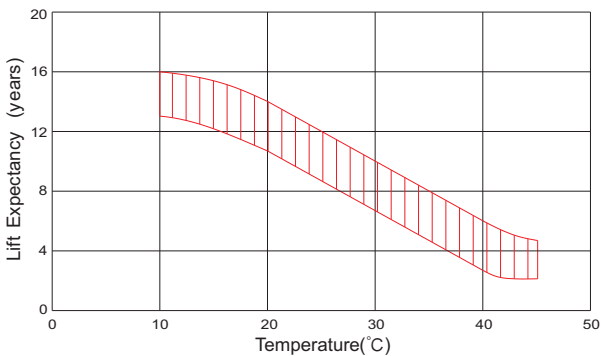
## Temperature Effects On Capacity



## Storage Characteristics



## Effect Of Temperature On Long Term Life



## Life Characteristics Of Standby Use

